

# CHAPTER 4

---

## GRADUATE OUTPUT

This Chapter presents summary of students graduated from Universities and HEIs.

The numbers of graduates (Graduate Output) are those who **successfully completed** the relevant programme during the period of 1<sup>st</sup> January to 31<sup>st</sup> December of the reference year. The **successful completion** is defined according to the effective date of the degree.

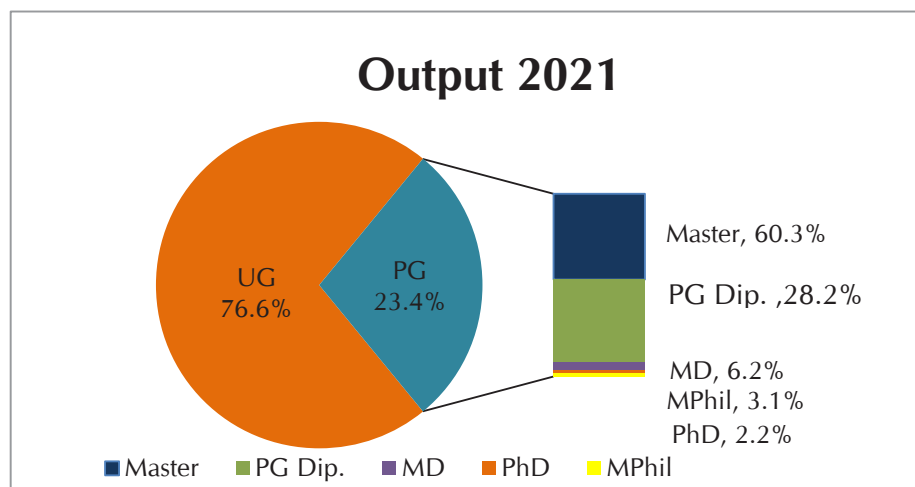
At the beginning of the Chapter, the summary of undergraduate and postgraduate output is presented.

### Total Graduate (Bachelor Degree) Output - 2021

Faculty/Academic Programme	Female	Total
Arts	9,538	11,113
Education	288	311
Management & Commerce	2,019	3,427
Law	348	698
Medicine	811	1,258
Dental Science	-	-
Vet. Science	3	5
Agriculture	629	943
Engineering	587	1,943
Architecture	135	310
Computer Science	733	1,409
Allied Health Sciences	766	930
Science	1,752	2,861
Indigenous Medicine	85	113
Technology	307	569
<b>Total</b>	<b>18,001</b>	<b>25,890</b>

### Total Postgraduate Output - 2021

Faculty/Academic Programme	Female	Total
Arts	1,241	2,081
Education	2,700	3,679
Management & Commerce	928	1,914
Law	18	28
Medicine, Dental & Allied Health Sc.	460	797
Vet. Science	6	7
Agriculture	61	86
Engineering	110	427
Architecture	38	64
Science/IT	539	971
Indigenous Medicine	39	68
<b>Total</b>	<b>6,140</b>	<b>10,122</b>



(Universities and HEIs established under the Universities Act.)

Table 04 - 01

**GRADUATE OUTPUT BY HIGHER EDUCATIONAL INSTITUTION AND MAJOR ACADEMIC PROGRAMME : 2020 - 2021**  
(Universities and HEIs established under the Universities Act.)

UNIVERSITY/ HEI <sup>(2)</sup>	Year <sup>(1)</sup>	Faculty/Academic Programme																													
		Arts		Management & Commerce		Law		Medicine		Dental Science		Veterinary Science		Agriculture		Engineering		Architecture & Quantity Surveying		Computer Science/IT		Allied Health Sciences		Science		Indigenous Medicine		Technology		Total	
		F	T	F	T	F	T	F	T	F	T	F	T	F	T	F	T	F	T	F	T	F	T	F	T	F	T	F	T	F	T
University of Colombo	2020	531	629	265	440	191	213	107	203													15	26	205	388					1314	1899
	2021	516	585	269	394		<sup>(3)</sup> 107	189														20	28	239	445					1151	1641
Sri Palee Campus	2020	136	154																											136	154
	2021		<sup>(3)</sup>																												
University of Peradeniya	2020	741	883	120	153	44	50	20	<sup>(4)</sup> 44	58	87	50	89	142	212	88	380			34	48	98	148	206	370					1601	2464
	2021	616	761	109	175	47	52	138	213		<sup>(4)</sup>	3	<sup>(3)</sup> 5	126	186	94	360			36	49	99	147	157	<sup>(3)</sup> 291					1425	2239
University of Sri Jayewardenepura	2020	704	863	762	1139				<sup>(4)</sup> 21	40									40	69	36	<sup>(5)</sup> 56		<sup>(4)</sup>					1563	2167	
	2021	663	812		<sup>(4)</sup>			100	151							23	103			10	<sup>(5)</sup> 22	63	79	379	633		153	289	1391	2089	
University of Kelaniya	2020	1135	1344	305	486			104	158										25	53	29	31	223	394					1821	2466	
	2021	1195	1436	321	481			114	168										27	63	36	41	234	356			31	<sup>(3)</sup> 58	1958	2603	
University of Moratuwa	2020															202	850	65	<sup>(6)</sup> 115	111	232								378	1197	
	2021															248	821	135	310	172	293									555	1424
University of Jaffna	2020 <sup>(9)</sup>	449	610	284	431	41	45	66	113					40	56	15	52			60	100	46	62	153	307	30	36		1184	1812	
	2021	316	396	19	<sup>(3)</sup> 42		<sup>(3)</sup>	72	131					48	65		<sup>(3)</sup> 6				<sup>(3)</sup>		<sup>(3)</sup>	15	<sup>(3)</sup> 33		<sup>(3)</sup>	<sup>(4)</sup>	470	673	
University of Ruhuna	2020	311	349	174	256			107	172					121	157	44	215			12	39	15	<sup>(8)</sup> 17	136	259				920	1464	
	2021	368	467	194	301			106	162					104	167	54	226			7	<sup>(3)</sup> 10	48	75	80	<sup>(3)</sup> 120			35	86	996	1614
Eastern University	2020	5	<sup>(4)</sup> 5	98	144			33	52					46	69							13	24	6	<sup>(4)</sup> 13				201	307	
	2021	162	<sup>(3)</sup> 190	105	152			44	64						<sup>(3)</sup>							24	28	55	77				390	511	

Table 04 - 01 (Contd.)

**GRADUATE OUTPUT BY HIGHER EDUCATIONAL INSTITUTION AND MAJOR ACADEMIC PROGRAMME : 2020 - 2021**  
(Universities and HEIs established under the Universities Act.)

UNIVERSITY/ HEI <sup>(2)</sup>	Year <sup>(1)</sup>	Faculty/Academic Programme																													
		Arts		Management & Commerce		Law		Medicine		Dental Science		Veterinary Science		Agriculture		Engineering		Architecture & Quantity Surveying		Computer Science/IT		Allied Health Sciences		Science		Indigenous Medicine		Technology		Total	
		F	T	F	T	F	T	F	T	F	T	F	T	F	T	F	T	F	T	F	T	F	T	F	T	F	T	F	T	F	T
Trincomalee Campus	2020	26	<sup>(4)</sup> 30	32	52														6	<sup>(4)</sup> 15			13	<sup>(4)</sup> 19	5	5			<b>82</b>	<b>121</b>	
	2021	77	81	44	67														6	22			24	33	12	15			<b>163</b>	<b>218</b>	
South Eastern University	2020	537	635	109	160									21	71				58	69			77	125					<b>802</b>	<b>1060</b>	
	2021	498	584	137	204									10	83				68	79			78	115			<sup>(3)</sup>		<b>791</b>	<b>1065</b>	
Rajarata University	2020	255	288	193	344			114	187				80	95				38	71			48	77					<b>728</b>	<b>1062</b>		
	2021		<sup>(3)</sup>	213	331			130	180				56	84					<sup>(3)</sup>				<sup>(3)</sup>				<sup>(4)</sup>	<b>399</b>	<b>595</b>		
Sabaragamuwa University	2020	199	221	181	267							53	74						<sup>(4)</sup> 1			29	<sup>(4)</sup> 51					<b>462</b>	<b>614</b>		
	2021	41	<sup>(3)</sup> 60	11	<sup>(3)</sup> 47							5	<sup>(3)</sup> 10					10	32			49	141					<b>116</b>	<b>290</b>		
Wayamba University	2020			298	433							93	137									118	181					<b>509</b>	<b>751</b>		
	2021				<sup>(3)</sup>							139	164									49	<sup>(3)</sup> 62			<sup>(3)</sup>		<b>188</b>	<b>226</b>		
Uva Wellassa University	2020			85	123							151	217					46	106			51	95					<b>333</b>	<b>541</b>		
	2021			70	118							110	157					68	110			30	63			88	136	<b>366</b>	<b>584</b>		
University of Visual & Performing Arts	2020	399	513																									<b>399</b>	<b>513</b>		
	2021		<sup>(3)</sup>																												
Gampaha Wickremarachchi University <sup>(10)</sup>	2020																								40	48			<b>40</b>	<b>48</b>	
	2021																								68	90			<b>68</b>	<b>90</b>	
University of Vavuniya	<sup>(9)</sup> 2020																														
	2021				<sup>(3)</sup>													<sup>(3)</sup>				<sup>(3)</sup>					<sup>(3)</sup>				

Table 04 - 01 (Contd.)

**GRADUATE OUTPUT BY HIGHER EDUCATIONAL INSTITUTION AND MAJOR ACADEMIC PROGRAMME : 2020 - 2021**  
(Universities and HEIs established under the Universities Act.)

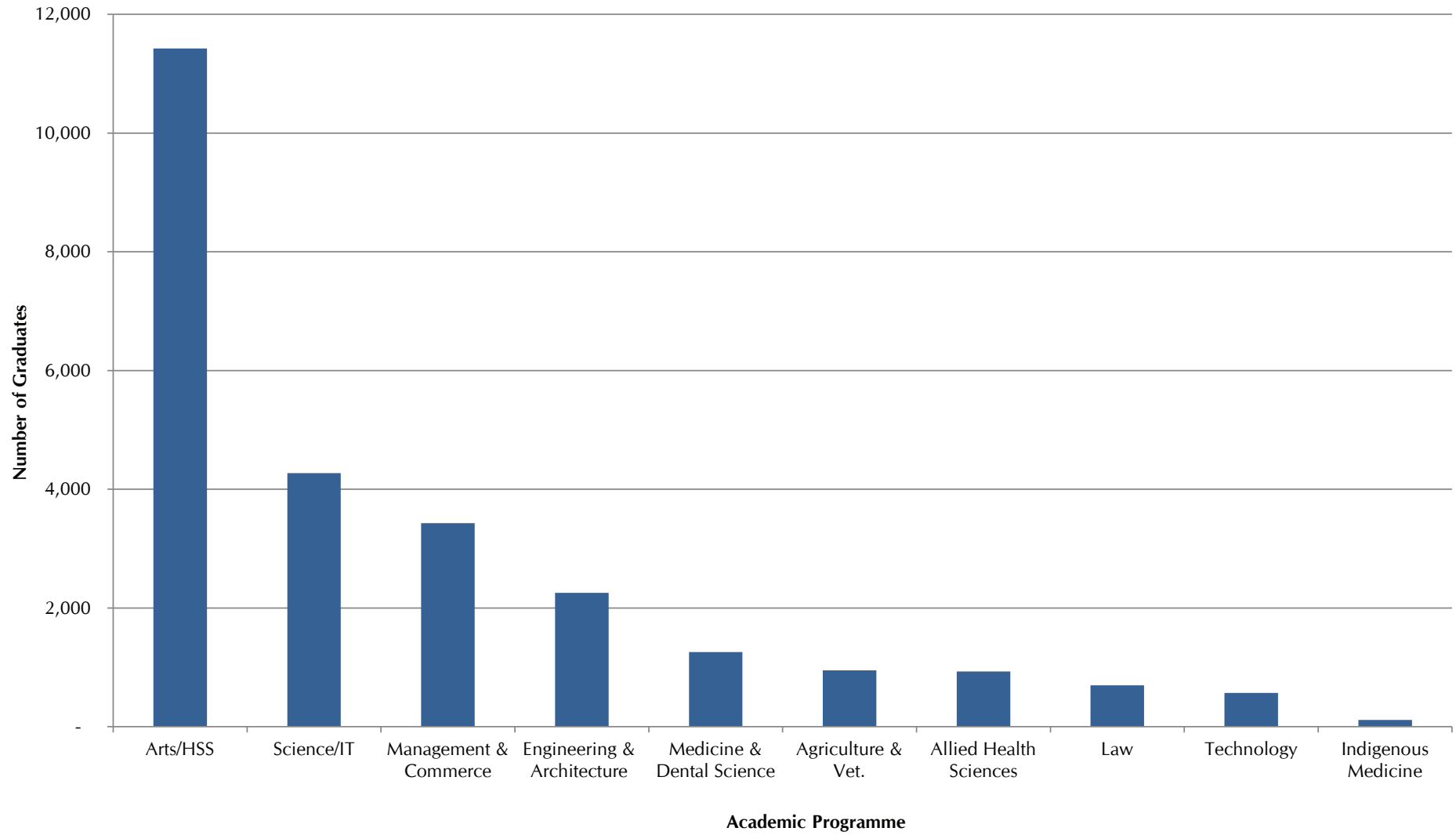
UNIVERSITY/ HEI <sup>(2)</sup>	Year <sup>(1)</sup>	Faculty/Academic Programme																													
		Arts		Management & Commerce		Law		Medicine		Dental Science		Veterinary Science		Agriculture		Engineering		Architecture & Quantity Surveying		Computer Science/IT		Allied Health Sciences		Science		Indigenous Medicine		Technology		Total	
		F	T	F	T	F	T	F	T	F	T	F	T	F	T	F	T	F	T	F	T	F	T	F	T	F	T	F	T	F	T
Institute of Indigenous Medicine	2020																													127	156
	2021																													5	8 <sup>(4)</sup>
Insitute of Human Resource Advancement	2020	54	108																											54	108
	2021	72	147																											72	147
University of Colombo School of Computing	2020																			109	250									109	250
	2021																			117	267									117	267
Swamy Vipulananda Institue of Aesthetic Studies	2020	166	200																											166	200
	2021	129	151																											129	151
Institute for Agro Technology and Rural Sciences	2020												10	32 <sup>(11)</sup>																10	32
	2021												11	42 <sup>(11)</sup>																11	42
Total	2020	5648	6832	2906	4428	276	308	572	969	58	87	50	89	736	1049	370	1568	65	115	539	1053	252	364	1265	2279	202	245			12939	19386
	2021	4653	5670	1492	2312	47	52	811	1258			3	5	599	875	429	1599	135	310	521	947	290	398	1389	2369	85	113	307	569	10761	16477

## Notes:

- (1) 2021 - provisional.
- (2) Excluding Open University as it shows separately under Table 04 - 03.
- (3) Results have not yet been released for all/few exams.
- (4) No main examination was held/ Only repeat exams were held.
- (5) No exam was held for BSc Nursing(2020) and BIS(2021) of University of Sri Jayawardenapura.
- (6) No exam was held for B Arch, BSc in FM & BSc in QS in 2020.
- (7) No exam was held for BFA(Dance) & BA(General).
- (8) Includes BSc MLS graduates only.
- (9) University of Jaffna includes Vauniya campus for 2020 and Vauniya campus was upgraded to University of Vavuniya with effect from 01.08.2021.
- (10) Gampaha Wickramarachchi Ayurveda Institute was uplifted to Gampaha Wickramarachchi University of Indigenous Medicine with effect from 01.03.2021 and 2020 data represents the graduate output of the institute.
- (11) Includes two batches.

Chart - 12

### GRADUATE OUTPUT BY ACADEMIC PROGRAMME : 2021 (Universities and HEIs established under the Universities Act.)



**Note:** Includes Open University and External Degrees too.

Table 04 - 02

**POSTGRADUATE OUTPUT BY HIGHER EDUCATIONAL INSTITUTION AND ACADEMIC PROGRAMME - 2021**  
(Universities and HEIs established under the Universities Act.)

Faculty/Ac. Programme	Arts		Education		Management & Commerce		Law		Science/IT		Medicine and Dental Science		Veterinary Science		Indigenous Medicine		Allied Health Sciences		Agriculture		Engineering		Architecture & Quantity Surveying		Total		
																											F
	University/HEI & Degree <sup>(1)</sup>	F	T	F	T	F	T	F	T	F	T	F	T	F	T	F	T	F	T	F	T	F	T	F	T	F	T
University of Colombo <sup>(2)</sup>	PG Dip	6	13	166	205	75	116			12	30	7	9													266	373
	Masters	295	471	30	40	204	363	18	28	71	132	7	12													625	1046
	MPhil	5	7	1	3					4	5	1	3													11	18
	PhD	15	25	5	7		2			9	13	4	6													33	53
	<b>Total</b>	<b>321</b>	<b>516</b>	<b>202</b>	<b>255</b>	<b>279</b>	<b>481</b>	<b>18</b>	<b>28</b>	<b>96</b>	<b>180</b>	<b>19</b>	<b>30</b>													935	1490
University of Peradeniya	PG Dip																				2	9				2	9
	Masters																				6	36				6	36
	MPhil										3	4	6	7							1	3				10	14
	PhD										1	1									1	1				2	2
	<b>Total</b>											<b>4</b>	<b>5</b>	<b>6</b>	<b>7</b>						<b>10</b>	<b>49</b>				20	61
University of Sri Jayewardenepura	PG Dip	16	50			19	53			7	17															42	120
	Masters	2	3			122	209			22	33															146	245
	MPhil	3	7							4	7	2	3													9	17
	PhD	2	9			2	4			9	10	3	5													16	28
	<b>Total</b>	<b>23</b>	<b>69</b>			<b>143</b>	<b>266</b>			<b>42</b>	<b>67</b>	<b>5</b>	<b>8</b>													213	410
University of Kelaniya	PG Dip	5	8			10	32			5	5															20	45
	Masters	598	954			128	250			67	106															793	1310
	MPhil	6	19							2	3	2	2													10	24
	PhD	8	15			2	10			3	3	1	1													14	29
	<b>Total</b>	<b>617</b>	<b>996</b>			<b>140</b>	<b>292</b>			<b>77</b>	<b>117</b>	<b>3</b>	<b>3</b>													837	1408

Table 04 - 02 (Contd.)

**POSTGRADUATE OUTPUT BY HIGHER EDUCATIONAL INSTITUTION AND ACADEMIC PROGRAMME - 2021**  
(Universities and HEIs established under the Universities Act.)

Faculty/Ac. Programme	Arts		Education		Management & Commerce		Law		Science/IT		Medicine and Dental Science		Veterinary Science		Indigenous Medicine		Allied Health Sciences		Agriculture		Engineering		Architecture & Quantity Surveying		Total		
	F	T	F	T	F	T	F	T	F	T	F	T	F	T	F	T	F	T	F	T	F	T	F	T	F	T	
	University/HEI & Degree <sup>(1)</sup>																										
University of Moratuwa	PG Dip					4	13			2	5											26	94	10	21	42	133
	Masters					30	69			11	28											56	196	22	37	119	330
	MPhil																					4	9	4	4	8	13
	PhD																					8	14	2	2	10	16
	<b>Total</b>					<b>34</b>	<b>82</b>			<b>13</b>	<b>33</b>											<b>94</b>	<b>313</b>	<b>38</b>	<b>64</b>	<b>179</b>	<b>492</b>
University of Jaffna	PG Dip	10	11																							10	11
	Masters	6	14	35	101	18	47			4	14				10	26										73	202
	MPhil	5	10		1	1	2				1					1	1	1	1	1						8	17
	PhD	1	1			3	3			1	1															5	5
	<b>Total</b>	<b>22</b>	<b>36</b>	<b>35</b>	<b>102</b>	<b>22</b>	<b>52</b>			<b>5</b>	<b>16</b>				<b>10</b>	<b>27</b>	<b>1</b>	<b>1</b>	<b>1</b>	<b>1</b>						<b>96</b>	<b>235</b>
University of Ruhuna	PG Dip																										
	Masters	8	12			9	19												4	7	2	6				23	44
	MPhil									1	1	2	5						3	4		2				6	12
	PhD		4				1					1	2							2						1	9
	<b>Total</b>	<b>8</b>	<b>16</b>			<b>9</b>	<b>20</b>			<b>1</b>	<b>1</b>	<b>3</b>	<b>7</b>						<b>7</b>	<b>13</b>	<b>2</b>	<b>8</b>				<b>30</b>	<b>65</b>
Eastern University	PG Dip					1	1																			1	1
	Masters	1	3		2	2	13																			3	18
	MPhil																										
	PhD																										
	<b>Total</b>	<b>1</b>	<b>3</b>		<b>2</b>	<b>3</b>	<b>14</b>																			<b>4</b>	<b>19</b>



Table 04 - 02 (Contd.)

**POSTGRADUATE OUTPUT BY HIGHER EDUCATIONAL INSTITUTION AND ACADEMIC PROGRAMME - 2021**  
(Universities and HEIs established under the Universities Act.)

University/HEI & Degree <sup>(1)</sup>	Faculty/Ac. Programme		Arts		Education		Management & Commerce		Law		Science/IT		Medicine and Dental Science		Veterinary Science		Indigenous Medicine		Allied Health Sciences		Agriculture		Engineering		Architecture & Quantity Surveying		Total		
	F	T	F	T	F	T	F	T	F	T	F	T	F	T	F	T	F	T	F	T	F	T	F	T	F	T	F	T	
South Eastern University	PG Dip						2																					2	
	Masters					1	16																				1	16	
	MPhil		1																									1	
	PhD																												
	<b>Total</b>		<b>1</b>			<b>1</b>	<b>18</b>																				<b>1</b>	<b>19</b>	
Rajarata University	PG Dip			8	1 <sup>2</sup>	1	7																			9	18		
	Masters					8	19														8	17					16	36	
	MPhil									2	2															2	2		
	PhD									1	1															1	1		
	<b>Total</b>			<b>8</b>	<b>11</b>	<b>9</b>	<b>26</b>				<b>3</b>	<b>3</b>									<b>8</b>	<b>17</b>				<b>28</b>	<b>57</b>		
Sabaragamuwa University	PG Dip																												
	Masters					6	11			2	3															8	14		
	MPhil	1	2								1															1	3		
	PhD		1																									1	
	<b>Total</b>	<b>1</b>	<b>3</b>			<b>6</b>	<b>11</b>				<b>2</b>	<b>4</b>														<b>9</b>	<b>18</b>		
Wayamba University	PG Dip						4																					4	
	Masters					11	36														(2)					11	36		
	MPhil																				1						1		
	PhD																												
	<b>Total</b>					<b>11</b>	<b>40</b>														<b>1</b>					<b>11</b>	<b>41</b>		

Table 04 - 02 (Contd.)

**POSTGRADUATE OUTPUT BY HIGHER EDUCATIONAL INSTITUTION AND ACADEMIC PROGRAMME - 2021**  
(Universities and HEIs established under the Universities Act.)

Faculty/Ac. Programme	Arts		Education		Management & Commerce		Law		Science/IT		Medicine and Dental Science		Veterinary Science		Indigenous Medicine		Allied Health Sciences		Agriculture		Engineering		Architecture & Quantity Surveying		Total			
	F	T	F	T	F	T	F	T	F	T	F	T	F	T	F	T	F	T	F	T	F	T	F	T	F	T		
	University/HEI & Degree <sup>(1)</sup>																											
University of Visual & Performing Arts	PG Dip																											
	Masters	1	1																								1	1
	MPhil	1	3																								1	3
	PhD		1																									1
	<b>Total</b>	<b>2</b>	<b>5</b>																								<b>2</b>	<b>5</b>
Gampaha Wickramarachchi University of Indigenous Medicine	PG Dip														29	41											29	41
	Masters																											
	MPhil																											
	PhD																											
	<b>Total</b>														<b>29</b>	<b>41</b>											<b>29</b>	<b>41</b>
Postgraduate Institute of Medicine	PG Dip											139	207														139	207
	Masters											68	94														68	94
	MD											218	442														218	442
	PhD																											
	<b>Total</b>											<b>425</b>	<b>743</b>														<b>425</b>	<b>743</b>
Postgraduate Institute of Agriculture	PG Dip											1								1	1						1	2
	Masters					16	20				4	7								38	45						58	72
	MPhil																			3	4						3	4
	PhD																			3	4						3	4
	<b>Total</b>					<b>16</b>	<b>20</b>				<b>4</b>	<b>8</b>								<b>45</b>	<b>54</b>						<b>65</b>	<b>82</b>

Table 04 - 02 (Contd.)

**POSTGRADUATE OUTPUT BY HIGHER EDUCATIONAL INSTITUTION AND ACADEMIC PROGRAMME - 2021**  
(Universities and HEIs established under the Universities Act.)

Faculty/Ac. Programme	Arts		Education		Management & Commerce		Law		Science/IT		Medicine and Dental Science		Veterinary Science		Indigenous Medicine		Allied Health Sciences		Agriculture		Engineering		Architecture & Quantity Surveying		Total		
	F	T	F	T	F	T	F	T	F	T	F	T	F	T	F	T	F	T	F	T	F	T	F	T	F	T	
	University/HEI & Degree <sup>(1)</sup>																										
Postgraduate Institute of Pali & Buddhist Studies	PG Dip																										
	Masters																										
	MPhil																										
	PhD	4	12																							4	12
	<b>Total</b>	<b>4</b>	<b>12</b>																							<b>4</b>	<b>12</b>
Postgraduate Institute of Archaeology	PG Dip	13	28																							13	28
	Masters	7	18																							7	18
	MPhil	2	3																							2	3
	PhD	1	1																							1	1
	<b>Total</b>	<b>23</b>	<b>50</b>																							<b>23</b>	<b>50</b>
Postgraduate Institute of Management	PG Dip					2	11																			2	11
	Masters					150	382																			150	382
	MPhil																										
	PhD					1	2																			1	2
	<b>Total</b>					<b>153</b>	<b>395</b>																			<b>153</b>	<b>395</b>
Postgraduate Institute of Science	PG Dip									61	117															61	117
	Masters									113	172															113	172
	MPhil									10	16															10	16
	PhD									3	4															3	4
	<b>Total</b>									<b>187</b>	<b>309</b>															<b>187</b>	<b>309</b>

Table 04 - 02 (Contd.)

**POSTGRADUATE OUTPUT BY HIGHER EDUCATIONAL INSTITUTION AND ACADEMIC PROGRAMME - 2021**  
(Universities and HEIs established under the Universities Act.)

Faculty/Ac. Programme	Arts		Education		Management & Commerce		Law		Science/IT		Medicine and Dental Science		Veterinary Science		Indigenous Medicine		Allied Health Sciences		Agriculture		Engineering		Architecture & Quantity Surveying		Total			
	F	T	F	T	F	T	F	T	F	T	F	T	F	T	F	T	F	T	F	T	F	T	F	T	F	T		
	University/HEI & Degree <sup>(1)</sup>																											
Postgraduate Institute of English	PG Dip	56	84																							56	84	
	Masters	5	6																							5	6	
	MPhil																											
	PhD																											
	<b>Total</b>	<b>61</b>	<b>90</b>																							<b>61</b>	<b>90</b>	
Postgraduate Institute of Humanities & Social Sciences	PG Dip	13	23	326	402	4	5																			343	430	
	Masters	128	208																							128	208	
	MPhil	4	20						1	1																5	21	
	PhD	1	6																							1	6	
	<b>Total</b>	<b>146</b>	<b>257</b>	<b>326</b>	<b>402</b>	<b>4</b>	<b>5</b>			<b>1</b>	<b>1</b>															<b>477</b>	<b>665</b>	
Institute of Human Resource Advancement	PG Dip					1	3																			1	3	
	Masters					58	105		9	20																67	125	
	MPhil																											
	PhD																											
	<b>Total</b>					<b>59</b>	<b>108</b>			<b>9</b>	<b>20</b>															<b>68</b>	<b>128</b>	
University of Colombo School of Computing	PG Dip								14	29																14	29	
	Masters								69	155																69	155	
	MPhil								1	2																1	2	
	PhD									1																	1	
	<b>Total</b>								<b>84</b>	<b>187</b>																<b>84</b>	<b>187</b>	

Table 04 - 02 (Contd.)

**POSTGRADUATE OUTPUT BY HIGHER EDUCATIONAL INSTITUTION AND ACADEMIC PROGRAMME - 2021**  
(Universities and HEIs established under the Universities Act.)

Faculty/Ac. Programme	University/HEI & Degree <sup>(1)</sup>	Arts		Education		Management & Commerce		Law		Science/IT		Medicine and Dental Science		Veterinary Science		Indigenous Medicine		Allied Health Sciences		Agriculture		Engineering		Architecture & Quantity Surveying		Total	
		F	T	F	T	F	T	F	T	F	T	F	T	F	T	F	T	F	T	F	T	F	T	F	T	F	T
		National Institute of Library & Information Sciences	PG Dip	4	6																						
Masters																											
MPhil																											
PhD			1																								1
<b>Total</b>	<b>4</b>		<b>7</b>																							<b>4</b>	<b>7</b>
Institute of Biochemistry, Molecular Biology & Biotechnology	PG Dip									2	3															2	3
	Masters									11	19															11	19
	MPhil																										
	PhD									1	1															1	1
	<b>Total</b>									<b>14</b>	<b>23</b>															<b>14</b>	<b>23</b>
<b>Total</b>	PG Dip	123	223	500	618	117	247			103	207	146	216			29	41			1	1	28	103	10	21	1057	1677
	Masters	1051	1690	65	143	763	1559	18	28	383	689	75	106			10	26			50	69	64	238	22	37	2501	4585
	MPhil	27	72	1	4	1	2			25	39	10	17	6	7		1	1	1	7	10	5	14	4	4	87	171
	MD											218	442													218	442
	PhD	32	76	5	7	8	22			27	34	10	15							3	6	9	15	2	2	96	177
	<b>Total</b>	<b>1233</b>	<b>2061</b>	<b>571</b>	<b>772</b>	<b>889</b>	<b>1830</b>	<b>18</b>	<b>28</b>	<b>538</b>	<b>969</b>	<b>459</b>	<b>796</b>	<b>6</b>	<b>7</b>	<b>39</b>	<b>68</b>	<b>1</b>	<b>1</b>	<b>61</b>	<b>86</b>	<b>106</b>	<b>370</b>	<b>38</b>	<b>64</b>	<b>3959</b>	<b>7052</b>

## Notes :

- (1) Excluding Open University as it shows separately under Table 04.03.  
(2) Some results not yet been released.

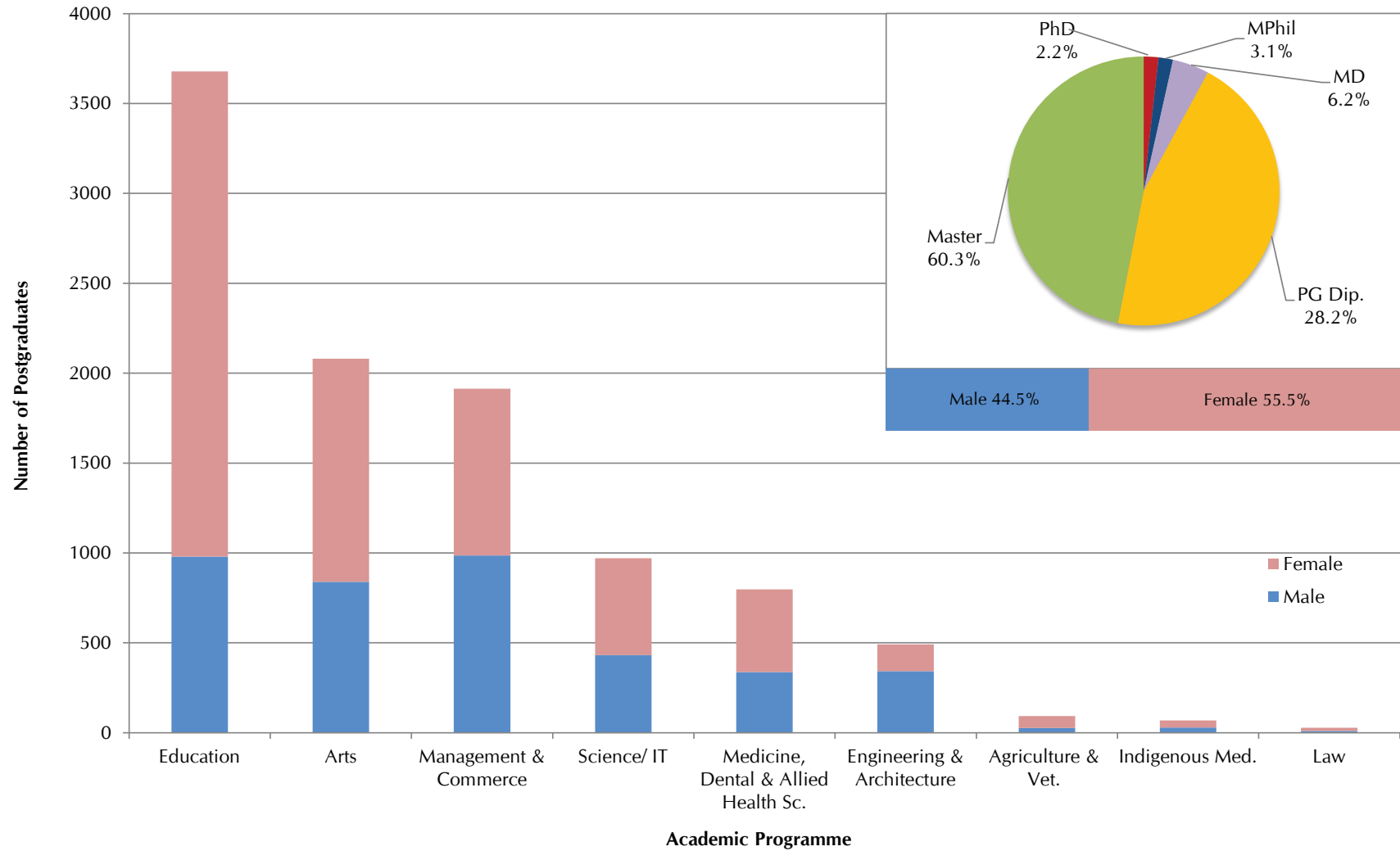
F - Female

T - Total

Chart - 13

### POSTGRADUATE OUTPUT BY ACADEMIC PROGRAMME - 2021

(Universities and HEIs established under the Universities Act.)



Note: Includes Open University.

Table 04 - 03

## STUDENT OUTPUT OF THE OPEN UNIVERSITY BY ACADEMIC PROGRAMME - 2021

Faculty / Academic Programme	Arts		Education		Management & Commerce		Law		Science/IT		Engineering		Allied Health Sciences		Total	
	F	T	F	T	F	T	F	T	F	T	F	T	F	T	F	T
Certificate	298	440	61	63	128	176			24	57	9	13			520	749
Diploma	34	61	291	292	476	674			3	7	163	338			967	1372
Bachelor Degree	346	388	63	67	159	214	301	646	336	420	158	344	476	532	1839	2611
Postgraduate Diploma			2100	2863	19	35									2119	2898
Postgraduate Degree <sup>(1)</sup>	8	20	29	44	20	49			1	2	4	57			62	172
<b>Total</b>	<b>686</b>	<b>909</b>	<b>2544</b>	<b>3329</b>	<b>802</b>	<b>1148</b>	<b>301</b>	<b>646</b>	<b>364</b>	<b>486</b>	<b>334</b>	<b>752</b>	<b>476</b>	<b>532</b>	<b>5507</b>	<b>7802</b>

F - Female

T- Total

**Note :**

(1) Includes Master, MPhil and PhD degrees.

Table 04 - 04

**GRADUATE OUTPUT OF EXTERNAL DEGREE PROGRAMMES BY HIGHER EDUCATIONAL INSTITUTION - 2021**  
(Universities and HEIs established under the Universities Act.)

Academic Programme	University/HEI	Colombo	Peradeniya	Sri Jayewardenepura	Kelaniya	Moratuwa	Jaffna	Ruhuna	Eastern	South Eastern	Rajarata	Sabaragamuwa	Wayamba	Visual & Performing Arts	University of Colombo School of Computing	Total
Arts	Female			17	4541			201				5				<b>4764</b>
	Total		(1)	20 (2)	5050		(2)	221		(2)		8		(2)		<b>5299</b>
Management	Female			248	85		32		3							<b>368</b>
	Total		(1)	290 (2)	544		62		5	(2)	(2)	(2)				<b>901</b>
Commerce	Female															
	Total			(2)	(2)		(2)		(2)	(2)						
Agriculture	Female												30			<b>30</b>
	Total												68			<b>68</b>
Science	Female	25			2											<b>27</b>
	Total	70			2 (2)						(2)					<b>72</b>
Computer Sc./IT	Female					54									158	<b>212</b>
	Total					112									350	<b>462</b>
Allied Health Sciences	Female															
	Total								(2)							
Total	Female	25		265	4628	54	32	201	3			5	30		158	<b>5401</b>
	Total	70		310	5596	112	62	221	5			8	68		350	<b>6802</b>

**Notes :**

(1) Results has not yet been released.

(2) No exam was conducted for all/few programmes in this year.